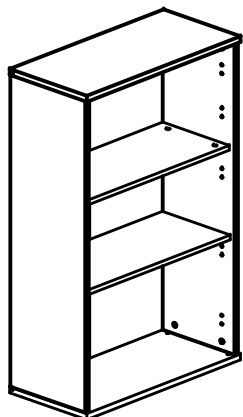
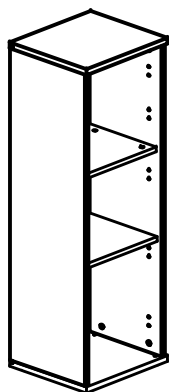


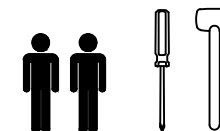
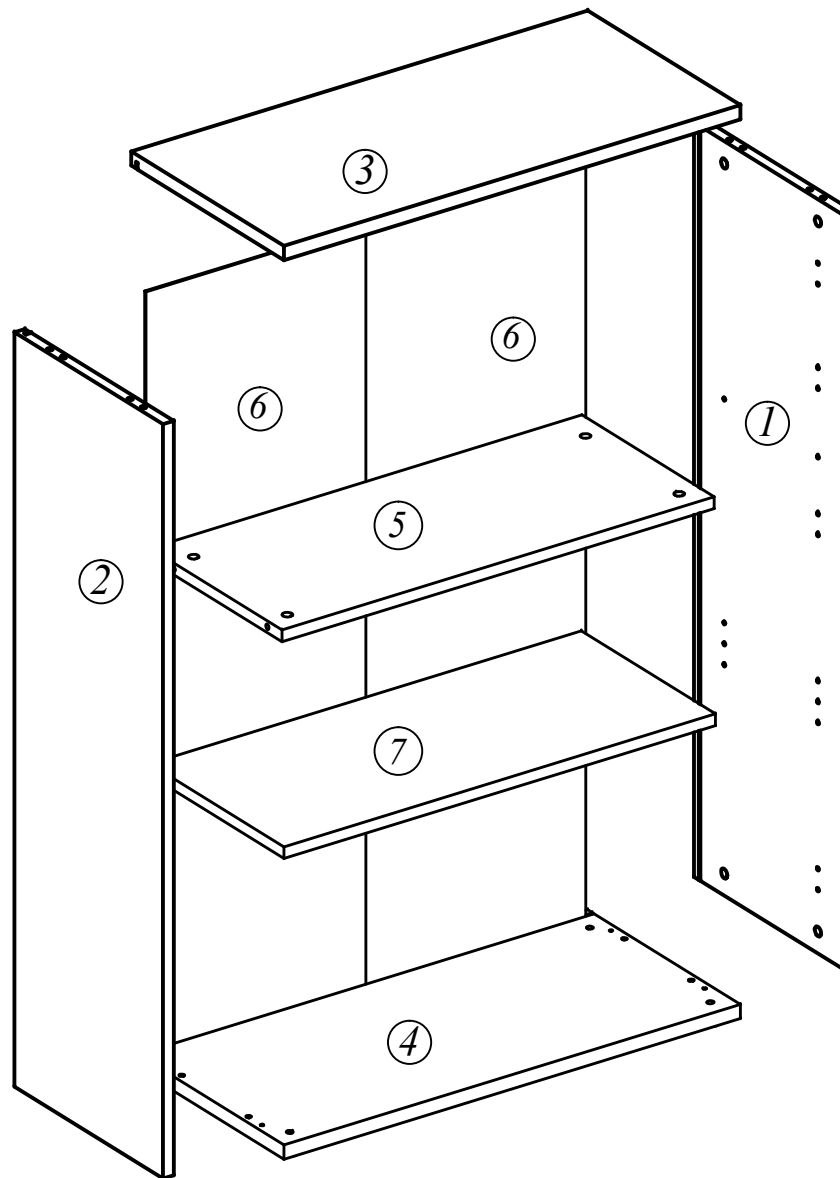
# CT-2, CY-2 (ST-2, SU-2)

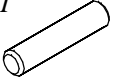





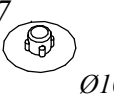





CT-2 (ST-2)



CY-2 (SU-2)



1	 x8	2	 x12
3	 x12	4	 x12
5	 x4	6	 x4
7	 x4	8	 x4
9	 x6 (CY-2) (SU-2)	9	 x8 (CT-2) (ST-2)

**EAC**

CT-2 (ST-2) - 770x365x1200

CY-2 (SU-2) - 406x365x1200

# CT-2, CY-2 (ST-2, SU-2)

### I

- 1 x8
- 2 x4
- 3 x8
- 8 x4

### II

- 2 x8
- 3 x4
- 5 x4
- 6 x4

### III

### IV

### V

### VI

- 11C x6 (CY-2/SU-2)
- 11 x8 (CT-2/ST-2)

### VII

- 4 x12
- 7 x4